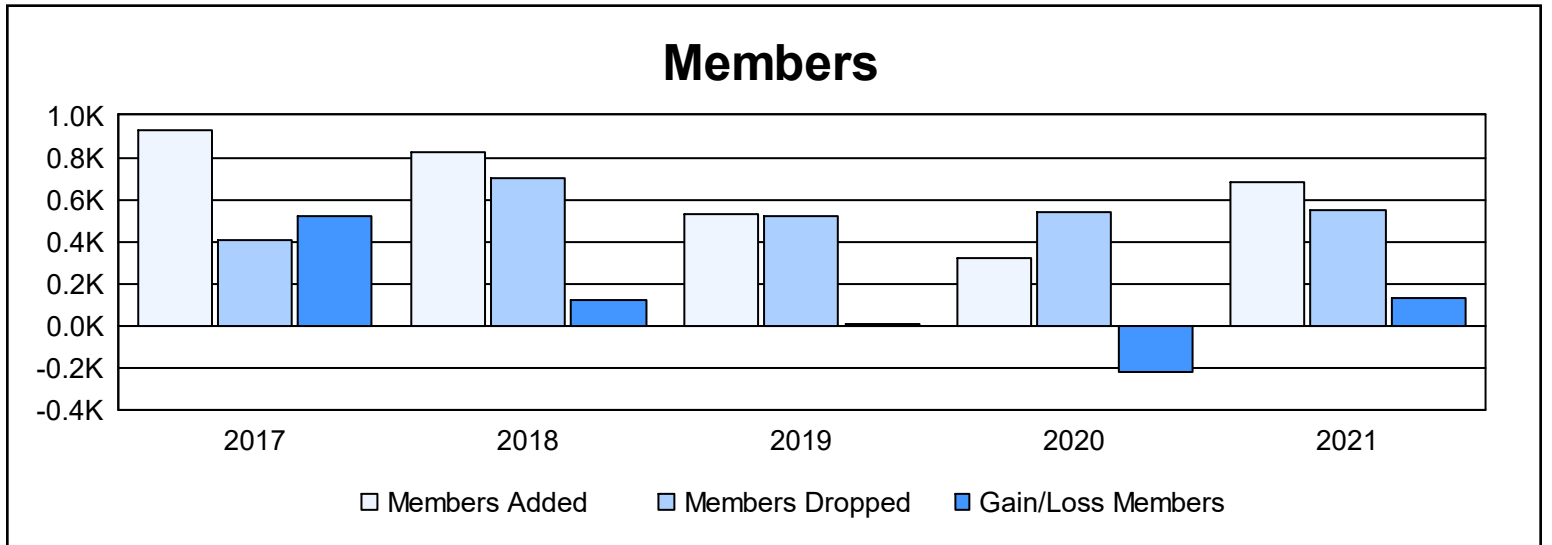
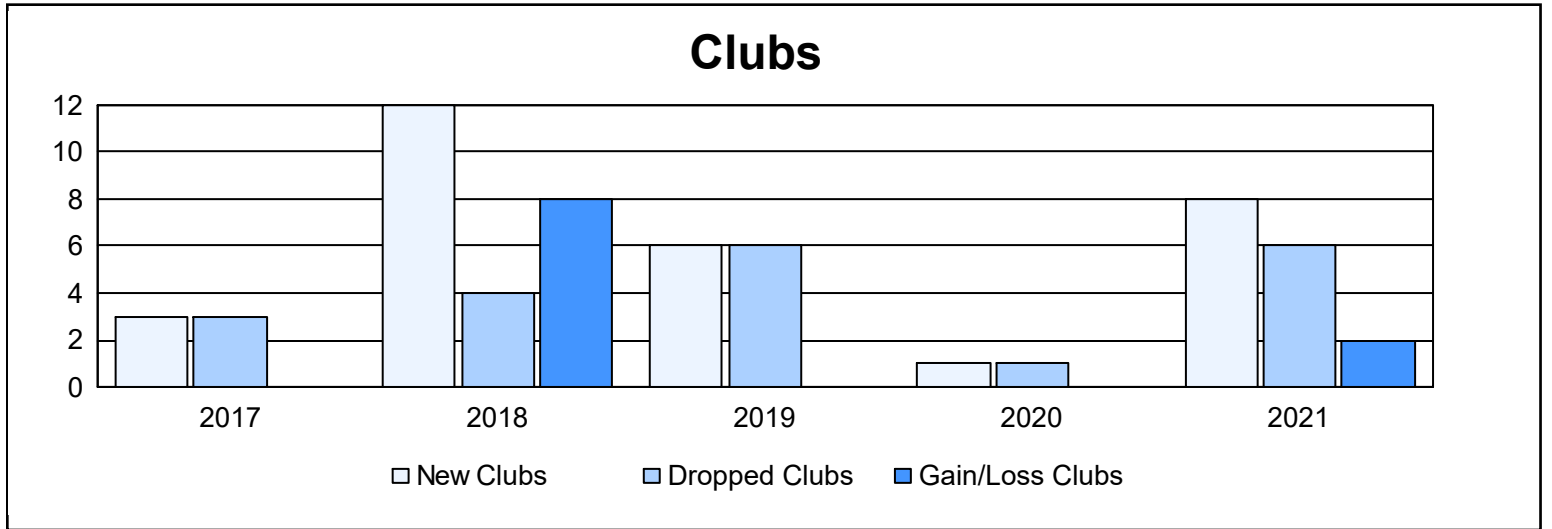
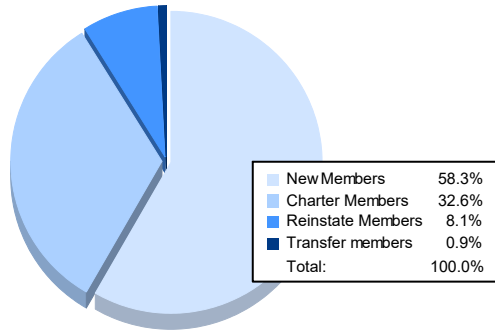


Year	New Clubs	Dropped Clubs	Gain/ Loss Clubs	New Members	Charter Members	Reinstate Members	Transfer Members	Total Member Added	Total Members Dropped	Gain/ Loss Members
2016-2017	3	3	0	792	82	24	27	925	402	523
2017-2018	12	4	8	541	256	25	3	825	703	122
2018-2019	6	6	0	230	191	109	3	533	523	10
2019-2020	1	1	0	190	65	52	15	322	543	-221
2020-2021	8	6	2	395	221	55	6	677	547	130
<b>Average</b>	<b>6</b>	<b>4</b>	<b>2</b>	<b>430</b>	<b>163</b>	<b>53</b>	<b>11</b>	<b>656</b>	<b>544</b>	<b>113</b>



### Membership Composition June 2021 Cumulative



### Gender Composition June 2021 Cumulative

